



Tilt-in Balanced Vertical Slider

TBVS

Panel Orientation

- Both Panels Slide – weight supported by spring balances.
- Panels slide up/down to a fixed point
- Panels Tilt Out for easy clean access.
- Panels Not Removable
- Button Control Interlocker



Closed



Part Open



Tilt Mode



Interlock Button & Tilt Catch

Technical Information

Composition: Timber, Aluminium & Glass

Panel Configuration

Both Panels Slide

Lower panel on front track closest to room, slides up in front of top panel which slides down behind the lower panel.

TBVS – Slide limit: Panels do not slide to the full centre interlock point, there is an approx. 60mm-150mm offset, subject to height width & weight ratio.

Tilt-in Mode – Panels tilt in by approx. 40° for easier cleaning access to the rear of the secondary glass.

Note, if a panel size is less than 400mm tall, the hinged support stays cannot be applied so the panel will need manual support whilst tilted.

Panels removable

No

Unit Build Size

Min 280mm x 800mm

Standard Max 6.8mm glass 1575mm x 3000mm

Ultra-Panel glass 8.8mm to 10.8mm glass Max 1570mm x 3300mm (note weight management)

Maximum Panel weight 48kgs

Glass

Standard glass 4mm toughened – Standard frame maximum glass thickness 6.8mm

Ultra-Panel glass thickness: 8.8mm to 10.8mm

Thermal Performance: Variable

Standard 2.7 W/mK / *Low-E 1.8 W/mK

Acoustic Performance: Variable

Mid-Range Spec* 48dB / High spec 54dB

Specification

- Aluminium 6063-T6 alloy BS EN 755-9 standard, power coated to BS 6496 to 60 - 80-micron finish
- Stock finish: White – RAL 9003 Satin.
- Finishing Trim included: 20mm White PVC-U single bullnose trim as standard. Painted PEFC timber available with colour units or upon request.
- Button Control Interlocker
- Tilt-in Panel cleaning function
- The Sub-Frame Primed high quality 2-coats, FSC Mix credit radiata pine clear grade, FSC mix credit TT-COC-002 157.
- Standard Sub-Frame sizes 50mm x 16mm & 70mm x 16 mm.
- All Frames are factory glazed.
- Standard gasket colour is white
- Lower Panel front track (room side) upper panel back track

In line with our company policy of continuous product development and improvement Clearview reserves the right to minor alterations without notice.

Optional Extras

- Black Gasket
- Key Locking Button
- Travel Limit Stop
- Multi-unit coupling section for stacking & connecting.
- Trickle vents / acoustic trickle vents
- RAL colour options

- Timber bevelling for splayed reveals and bay formation. – *see options below*

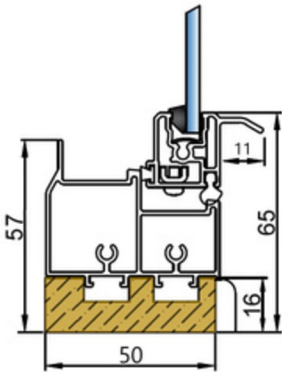
- Wider finishing trim options
- Timber sizes other than standard

Frame Options

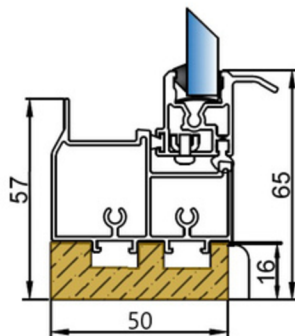
Standard
Sub-Frame
50 x 16mm



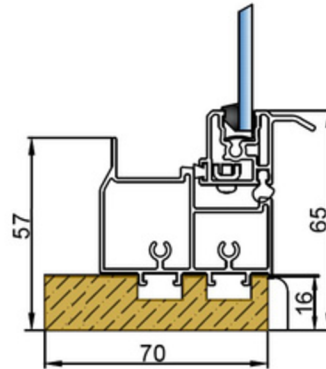
XL
Sub-Frame
70 x 16mm



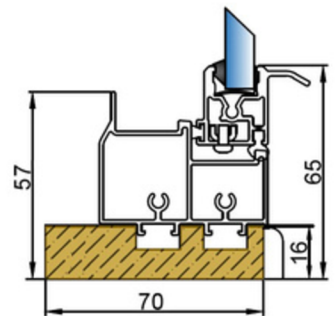
Standard Frame



Standard Frame
Ultra-Panel



XL Frame



XL Frame
Ultra-Panel

Fixing Options

Face Fixing:
Pre-drilled
Front-to-Back



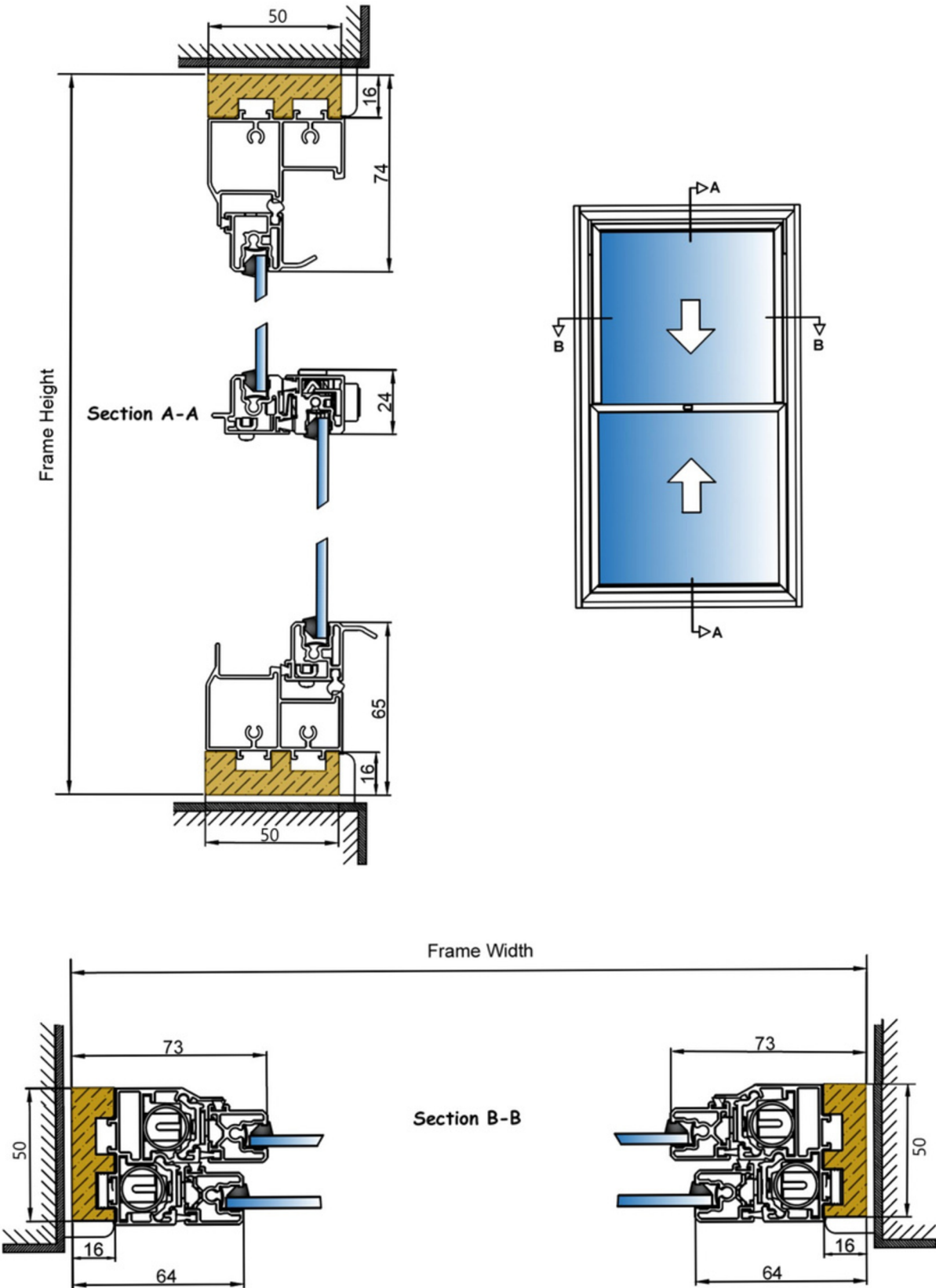
Reveal Fixing:
Track Drilled on
site by installer.



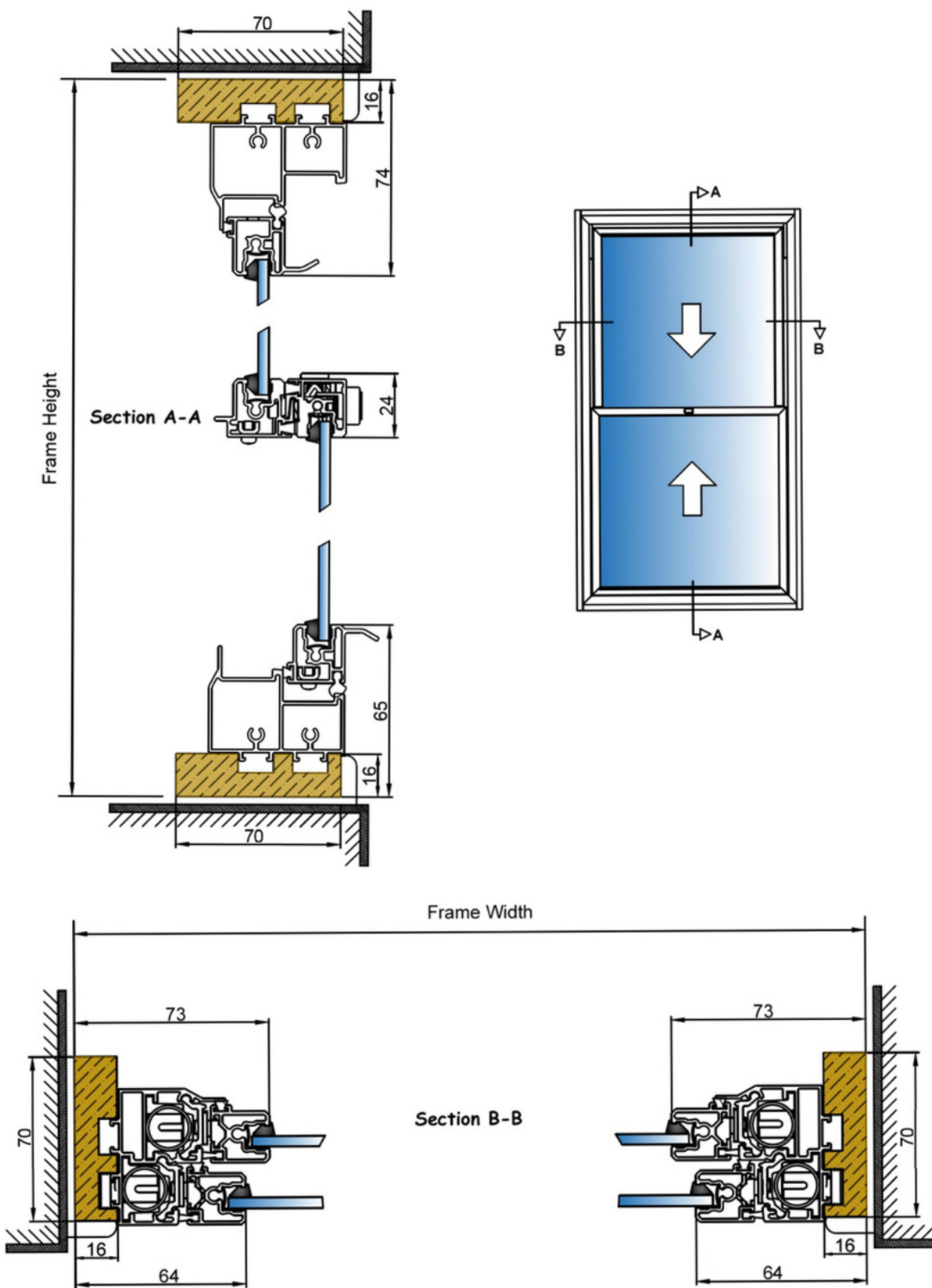
Reveal Fixing:
Pre-drilled
through XL timber



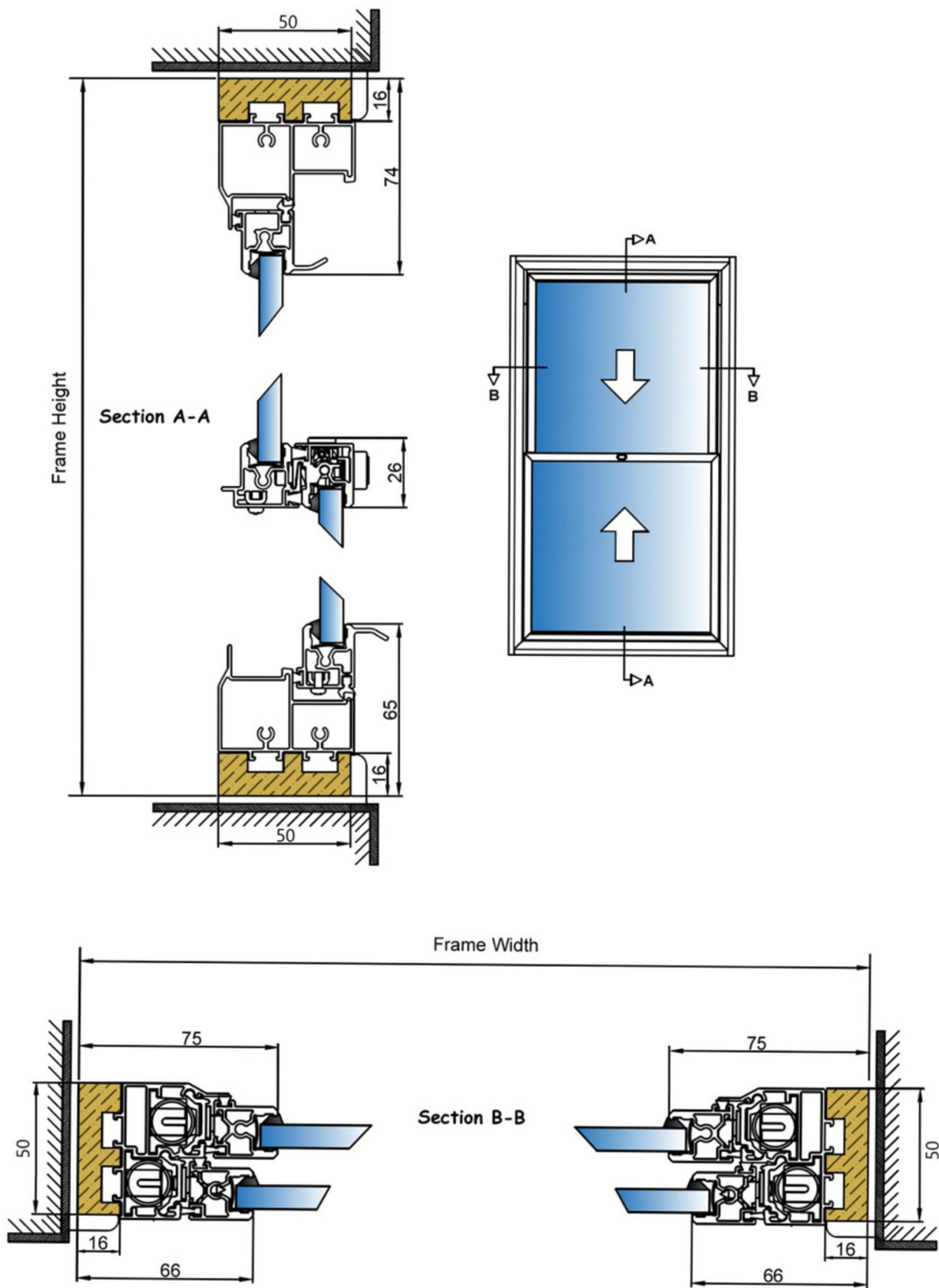
TBVS Standard Frame Diagram



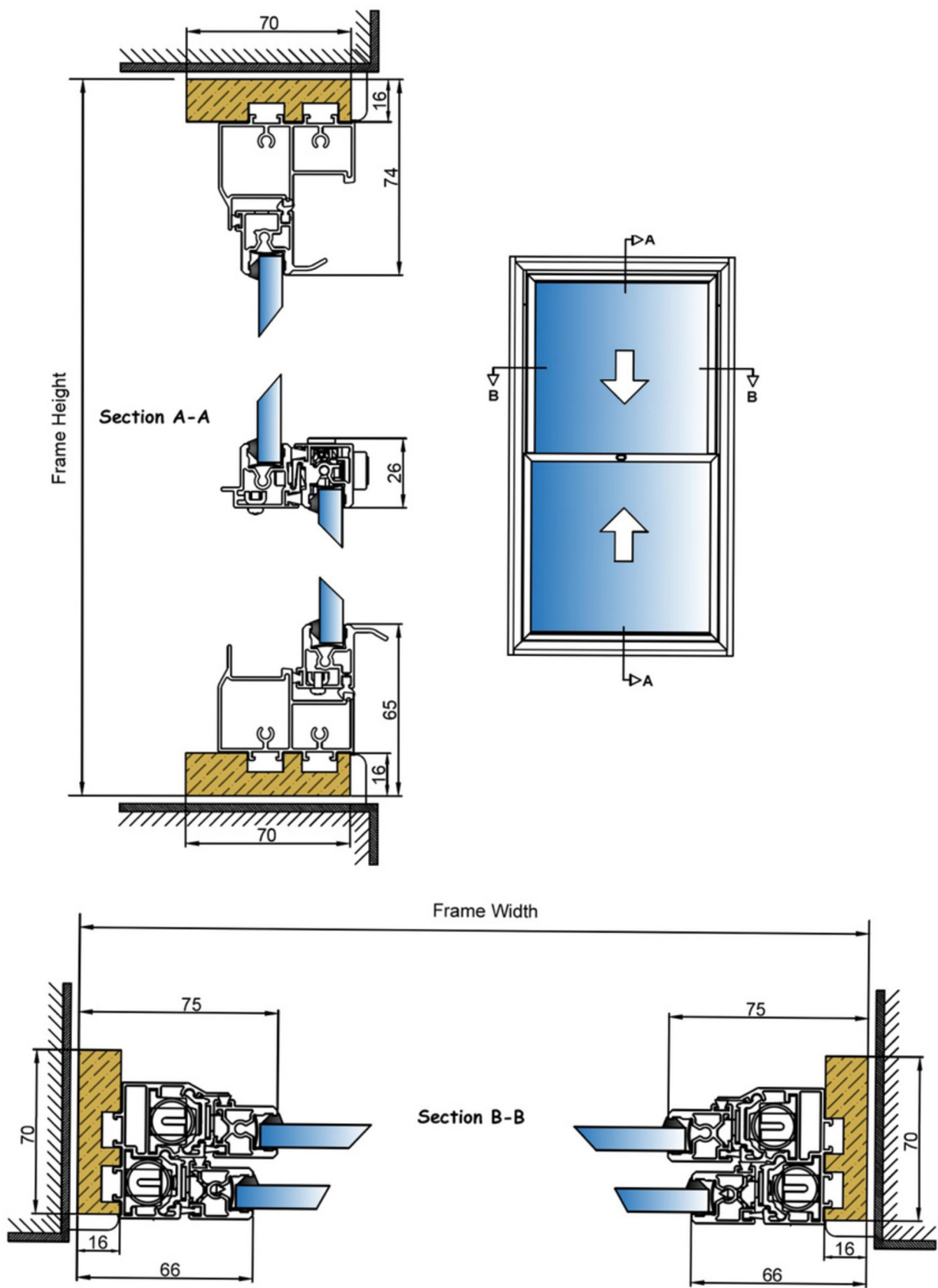
TBVS XL Frame Diagram



TBVS Ultra Frame Diagram



TBVS Ultra XL Frame Diagram



Timber Modification Options



Standard Timber Option



XL Timber Option




Bevelled Timber for Splayed Reveal



Example of Splayed Reveal



Angled Bay Bevelled Timber



Angled Bay Connected Timbers




Square Bay Bevelled Timber

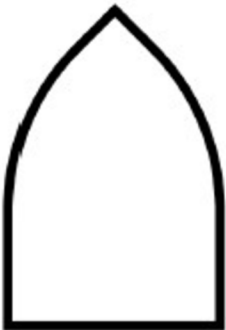


Square Bay Connected Timbers

Frame Shape Options



Standard Arch



Gothic Arch

Templates are required from the customer



SECONDARY GLAZING COMPANY

Please get in touch with one of our friendly team today for help & advice.



Online Help Centre

[Visit our Online Help Centre >>](#)



Fast Quote

[Get a fast quote online >>](#)



Email

info@secondaryglazingcompany.com



Phone

0333 577 0992



Address

53 Middlewood Rd, Hillsborough, Sheffield S6 4GW